


ruck



MPC T

Highly flexible and performant box fans in 60 Hz

WE SEARCH FOR THE BEST SOLUTION FOR YOU

ruck Ventilatoren is a family-owned company specialising in the development, production and distribution of high quality and innovative standard and customised OEM products in the field of ventilation and technology. Our products and ideas are transformed into efficient and cost-saving solutions.



RUCK VENTILATOREN GMBH

Founded in a garage in 1992, the company has built up a strong global reputation with numerous innovations.

- Locations: Germany, Romania, United Kingdom, United States
- Employees: 400
- In-house R&D department
- Production area: 42.500 sqm
- Deep level of production: plastic injection molding, sheet metal processing, powder coating
- Delivery reliability due to large stock of components

THE RIGHT SOLUTION FOR EVERY APPLICATION

Innovative, efficient solutions

We use state-of-the-art development tools to optimise our products down to the smallest detail: efficiency and innovation are matters close to our hearts. A deep level of production guarantees fast implementation and high delivery reliability.



Pinpoint advice

With our MATCH-Point, you can find the best fan for your system in just a few minutes. All the important information for your decision, in particular the operation point data as well as the investment and operating costs, can be found here in unprecedented clarity.

Know-how transfer

A fan must be appropriately selected, properly installed and intelligently operated to achieve its full savings potential. We are happy to share our knowledge with you to help you achieve the best possible results.

MATCH MAKES IT EFFICIENT

INNOVATIVE TECHNOLOGY USED INTELLIGENTLY

Our MATCH principle takes into account all relevant components for the optimal use of a fan or air handling unit. When these are fulfilled – i.e. “matched” – it will operate with the best possible results.



MATCH-POINT

The ultimate design tool with lots of new information for easy and cost-saving fan and air handling units selection.

MOTOR

Drives matched to requirements

The efficiency and cost of a fan depend to a large extent on the motor. It should meet the specific requirements in the best possible way. For this purpose, we offer a wide selection and mostly from stock.

AERODYNAMICS

Air flows optimised with attention to detail

Aerodynamically good fans and air handling units are characterised by the optimum interaction of all components. In extensive CFD simulations, we optimise our components down to the smallest detail to maximise the efficiency of our products.

TOOL

Good choice, good effect

A highly efficient technology only brings the desired values if it is used correctly. Our MATCH-Point helps you to find the optimal fan or air handling unit for your system.

CONTROL

Saving energy: A question of attitude

Fans are often designed for maximum demand, but this is only present for a few hours a year. The energy demand of a fan increases disproportionately in relation to the volume flow. Control based on actual demand offers the greatest potential for savings.

HANDLING

Right setting, full potential development

As a component of ventilation systems, inexpensive, professional installation leads to efficient operation with low pressure losses. With our products, we place great value on the most flexible and simple installation possible, as well as on problem-free maintenance.


HIGHLY FLEXIBLE AND PERFORMANT

Our box fans with backward curved centrifugal impellers offer the most flexible solution for ventilation systems in kitchens and other applications. With variable right, left and upwards as well as corner and round connections, they adapt perfectly to any installation situation, however specific it may be.

Specially developed for use in demanding environments, our box fans convey dirty and greasy exhaust air efficiently, even at continuously high operating temperatures.

Both efficient AC motors and state-of-the-art EC motors are available for our fans. These motors offer mains connections for 50 and 60 Hz as well as different voltage supplies, which ensures a high degree of variability and adaptability to different electrical requirements.

The robust housings of our box fans are equipped with condensate and grease drains in the base trays, which makes maintenance easier and increases the longevity of the system. A comprehensive range of mechanical and electrical accessories enables easy installation and adaptation to specific requirements.



BENEFITS:

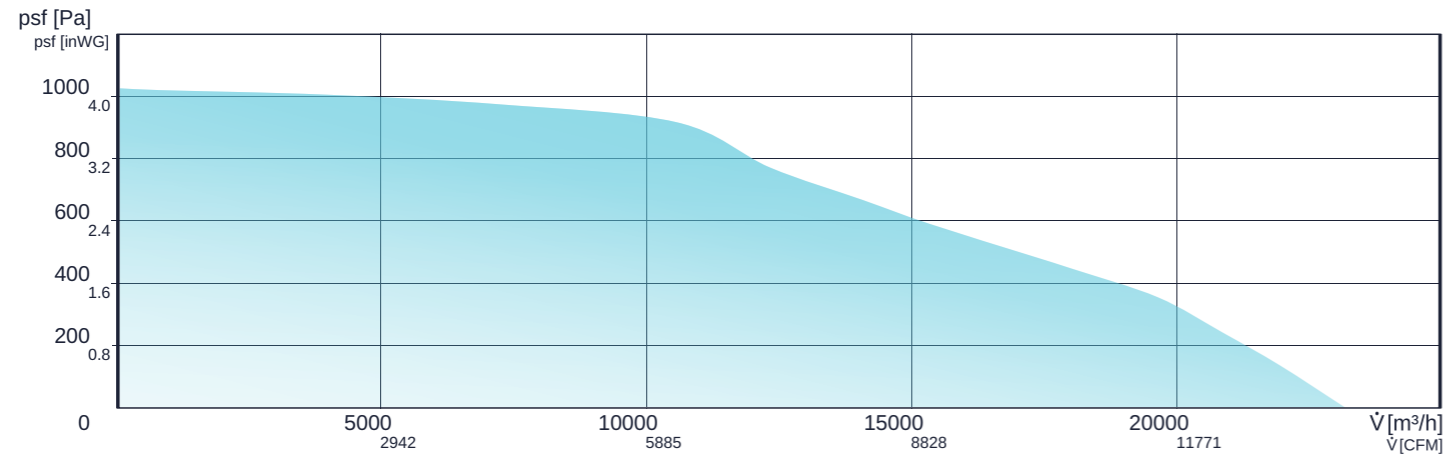
- Efficient product design to reduce operating costs
- Broad product range for flexible customer requirements
- Simple integration into all common control concepts
- Convincing in complex installation situations due to low height, low weight and flexible suspension



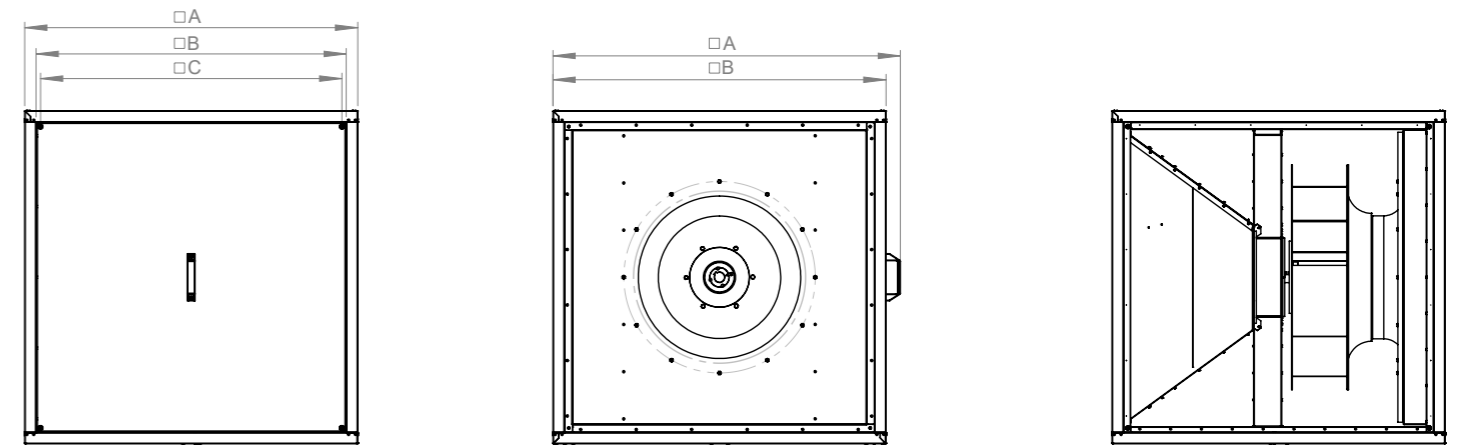
FEATURES

- ✓ 50 and 60 Hz connection
- ✓ Over 27.000 m³/h / 15.981 CFM
- ✓ 120 °C / 248 °F continuous operation
- ✓ Integrated condensate drain tray
- ✓ According to VDI 2052

TECHNICAL DATA 60 Hz



DIMENSIONS



Name	Article Number	\dot{V}_{max} [m³/h]	\dot{V}_{max} [CFM]	Psf_{max} [Pa]	Psf_{max} [inWG]	Motor rated power [kW]	Motor rated power [hp]	Phase	Voltage [V]	Max. RPM
MPC 225 D2 T40	157206	2.010	1.184	942	0.74	0.55	0.74	3~	380-460	3.600
MPC 250 D2 T40	157209	2.640	1.555	1.130	0.74	0.55	0.74	3~	380-460	3.600
MPC T 280 D2 I K 01	173409	3.408	2.007	1.418	1.48	1.1	1.48	3~	380-460	3.600
MPC T 315 D2 I K 01	173410	4.944	2.912	1.833	2.95	2.2	2.95	3~	380-460	3.600
MPC 355 D4 T40	157226	4.020	2.368	604	0.74	0.55	0.74	3~	380-460	1.800
MPC T 400 D4 I K 01	172724	5.814	3.424	770	1.48	1.1	1.48	3~	380-460	1.800
MPC T 450 D4 I K 01	172726	7.790	4.588	976	2.01	1.5	2.01	3~	380-460	1.800
MPC T 500 D4 I K 01	172730	9.778	5.759	1.223	2.95	2.2	2.95	3~	380-460	1.800
MPC T 560 D4 I K 01	172733	13.080	9.245	1.508	5.36	4	5.36	3~	380-460	1.800
MPC T 630 D4 I K 01	172736	21.072	12.411	1.915	10.06	7.5	10.06	3~	380-460	1.800
MPC 710 D6 T40	150945	23.400	13.783	1.060	5.36	4	5.36	3~	380-460	1.200

Name	A [mm]	B [mm]	C [mm]	Weight [kg]	A [in]	B [in]	C [in]	Weight [lbs]
MPC 225 D2 T40	500	500	417	35.20	19.69	19.69	16.42	77.6
MPC 250 D2 T40	500	500	417	35	19.69	19.69	16.42	77
MPC T 280 D2 I K 01	500	500	417	42.5	19.69	19.69	16.42	93.6
MPC T 315 D2 I K 01	500	500	417	48.3	19.69	19.69	16.42	106.4
MPC 355 D4 T40	700	700	617	63	27.56	27.56	24.29	138
MPC T 400 D4 I K 01	700	700	617	72	27.56	27.56	24.29	158.7
MPC T 450 D4 I K 01	700	700	617	70	27.56	27.56	24.29	154
MPC T 500 D4 I K 01	700	700	617	82	27.56	27.56	24.29	180
MPC T 560 D4 I K 01	900	900	817	155	35.43	35.43	32.17	341
MPC T 630 D4 I K 01	900	900	817	178	35.43	35.43	32.17	392
MPC 710 D6 T40	1.200	1.200	1.117	235	47.24	47.24	43.98	518

CONTACT

ruck Ventilatoren GmbH
Max-Planck-Straße 5
D-97944 Boxberg

Tel. +49 7930 9211-300
www.ruck.eu | sales@ruck.eu

